


Selfregulating parallel heating cable
Type ELSR-N up to 80°C



The versatile self-regulating heating cable ELSR-N is suited for frost protection and temperature maintenance in the low temperature range of industrial applications. Likewise it is approved for use in hazardous areas. The BOT version of this heating cable even withstands aggressive chemicals, oil and fuel and, thanks to this high chemical resistance, stands out for a long lifetime.

Applications:

- Frost protection
- Heat tracing on level indicators
- Chemical & petrochemical industries
- Tank bottom heating of LNG storage tanks
- Pipe hot tracing
- Vessels and tanks
- Automotive
- Food processing industry

- Self-regulating
- Four nominal outputs
- Can be cut to length from the roll
- Moisture proof
- UV-resistant
- Approved for use in hazardous areas

Technical Data:

Outer jacket..... TPE-O
 Bus wire..... nickel-plated copper
 Maximum exposure temperature (deenergized)80°C
 Maximum exposure temperature (energized).....65°C
 Nominal voltage230V
 Bending radius minimum25mm
 Minimum installation temperature..... -45°C
 Classification II 2G Ex e IIC Gb II 2D Ex tb IIIC Db
 CertificatesIICEx EPS 12.0006U 12ATEX1431U

Type	Nom. output at 10°C (W/m)	Dimensions approx. (mm)	Weight approx. (g/m)	Part no.
ELSR-N-10-2-AO	10	13.6x5.5	91	3660050
ELSR-N-10-2-BO	10	14.1x5.8	108	3660109
ELSR-N-10-2-BOT	10	13.8x5.6	108	3660110
ELSR-N-20-2-AO	20	13.6x5.5	91	3660053
ELSR-N-20-2-BO	20	14.1x5.8	108	3660209
ELSR-N-20-2-BOT	20	13.8x5.6	108	3660120
ELSR-N-30-2-AO	30	13.6x5.5	91	3660056
ELSR-N-30-2-BO	30	14.1x5.8	108	3660309
ELSR-N-30-2-BOT	30	13.8x5.6	108	3660130
ELSR-N-40-2-AO	40	13.6x5.5	91	3660059
ELSR-N-40-2-BO	40	14.1x5.8	108	3660409
ELSR-N-40-2-BOT	40	13.8x5.6	108	3660140

Design:

- BO: Protective braiding and a thermoplastic outer jacket
 AO: Aluminium foil and a thermoplastic outer jacket
 BOT: Protective braiding and a fluoropolymer outer jacket

Termination Kit	Description	Part no.
ELSR-N-10/20	For box PG16	7399101
ELSR-N-30/40	For box PG16	7399106
ELSR-N-10/20	For box M25	7399114
ELSR-N-30/40	For box M25	7399116
ELSR-N-10/20/30/40	For cold cable	7399108

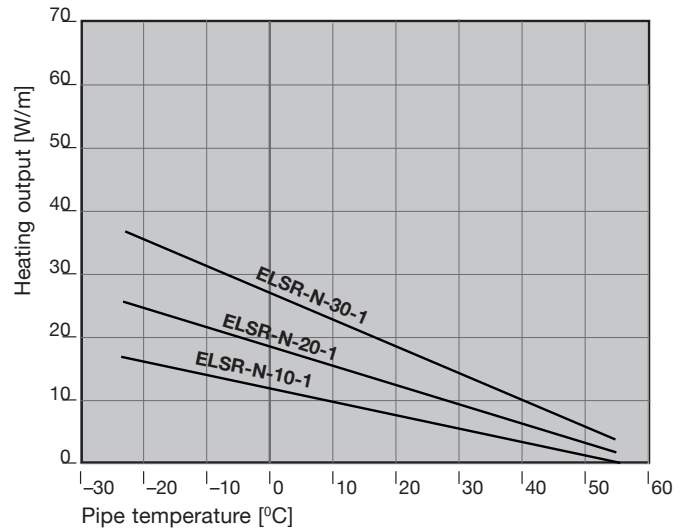
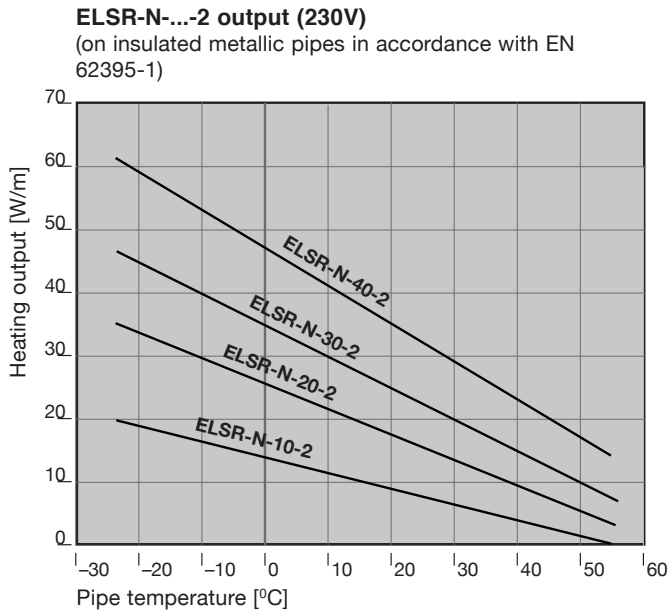
EX-termination Kit	Description	Part no.
ELSR-N-10/20	Complete w/M20 brass gland	7399030
ELSR-N-30/40	Complete w/M20 brass gland	7399032
ELSR-N-10/20	Complete w/M20 plastic gland	7399034
ELSR-N-30/40	Complete w/M25 plastic gland	7399036

February 2018
01060 ENG

Selfregulating parallel heating cable Type ELSR-N up to 80°C



ELSR-N-...-1 output (110V)
(on insulated metallic pipes in accordance with EN 62395-1)



Heating circuit lengths ELSR-N-...-2 (230V)
considering

- 230V nominal voltage
- Delayed action circuit breakers (C-characteristic) with 80 per cent maximum load
- Maximum 10 per cent line voltage drop on the heating cable bus wire
- A (1) single end power input heating cable into consideration

Switch-on temp. °C	Nominal cutout value A	Heating circuit length (m) for			
		ELSR-N-10-2	ELSR-N-20-2	ELSR-N-30-2	ELSR-N-40-2
+10°C	16	177.0	109.0	83.0	57.0
	20	177.0	129.0	104.0	71.0
	25	177.0	129.0	113.0	89.0
0°C	16	160.0	92.0	71.0	50.0
	20	160.0	115.0	89.0	62.0
	25	160.0	119.0	105.0	78.0
-10°C	16	144.0	79.0	63.0	44.0
	20	149.0	99.0	78.0	55.0
	25	149.0	111.0	98.0	69.0
-20°C	16	125.0	70.0	56.0	40.0
	20	139.0	87.0	69.0	50.0
	25	139.0	104.0	87.0	62.0
-40°C	16	99.0	56.0	45.0	33.0
	20	124.0	71.0	57.0	42.0
	25	124.0	88.0	71.0	52.0

Heating circuit lengths ELSR-N-...-1 (110V)
considering

- 110V nominal voltage
- Delayed action circuit breakers (C-characteristic) with 80 per cent maximum load
- Maximum 10 per cent line voltage drop on the heating cable bus wire
- A (1) single end power input heating cable into consideration

Switch-on temp. °C	Nominal cutout value A	Heating circuit length (m) for		
		ELSR-N-10-1	ELSR-N-20-1	ELSR-N-30-1
+10°C	10	76	48	32
	16	90	72	52
	20	90	72	59
	25	90	72	59
0°C	10	63	40	27
	16	82,5	64	44
	20	82,5	66	54,5
	25	82,5	66	54,5
-10°C	10	54	35	24
	16	76	55	38
	20	76	61	47
	25	76	61	50,5
-20°C	10	46	30	21
	16	71	48	33
	20	71	57	42
	25	71	57	47,5
-40°C	10	37	24	17
	16	59	39	27
	20	63	48	34
	25	63	51	42