


Heating Cable Type ELW-VA up to 260°C

Protection
braiding SS
AISI 304

Insulation PTFE

Heating wire
stranded or
spirally wound



- **Factory terminated**
- **Can be used instantly**
- **Single end connection**
- **Highly flexible**
- **Low bending radius**
- **Low dimension**
- **Robust**
- **Easy to assemble**
- **Moisture resistant**

Standards:

Manufactured acc. to DIN VDE 0721
 Short term based on DIN VDE 0253 NH5Y1Q 220
 Test procedure acc. to DIN VDE 0721 T411
 2.5kV AC - 1min.
 ATEX certificate LCIE01ATEX 6048X
 Equipment category Ex II 2G EEx e II T3, T4, T5

*Information: The output per meter of heating cable and the maximum possible working temperatures depend on the respective application. We recommend that you contact our engineers on an individual basis - we will gladly assist you.

Applications:


The factory terminated heating tape ELW-VA is suitable for heating apparatus, devices and systems in a corrosive environment. The minimal dimensions of the heating tape enable close tracing. The heating tape is not sensitive to rough surfaces. This heating tape is also available upon request for hazardous area applications.

Technical Data:


Insulation PTFE
 Protective braiding SS AISI 304
 Max. loading approx. 50W/m*
 Max. operating temperature 260°C when switched off
 Dimensions (WxH) approx. 10x5mm
 Dimensions sleeve (WxHxL) 32x16x65mm
 Min. bending radius, flat 15mm
 Min. installation temperature -30°C
 Moisture protected Yes
 Connection cable length 1.2m silicone cable without plug
 Protection class I

IMPORTANT!

This cable can be produced and delivered for hazardous areas (Ex-area, with ATEX certificate) - please state when ordering.



Heating Cable ELW-VA up to 260°C



Item	Heated length	Nominal output (W) max. Temperature 100°C	Part no.	Nominal output (W) max. Temperature 150°C	Part no.	Nominal output (W) max. Temperature 200°C	Part no.
ELW-VA 0.6	0.6	30	232001	-		-	
ELW-VA 1.1	1.1	54	232011	-		-	
ELW-VA 1.7	1.7	78	232701	52	232012	24	232013
ELW-VA 2.4	2.4	94	232021	69	232022	37	232023
ELW-VA 3.0	3.0	147	232031	88	232032	44	232033
ELW-VA 4.2	4.2	210	232041	126	232042	63	232043
ELW-VA 5.4	5.4	245	232051	163	232052	82	232053
ELW-VA 6.0	6.0	294	232061	176	232062	88	232063
ELW-VA 7.0	7.0	344	232071	-		-	
ELW-VA 10.0	10.0	464	232101	294	232102	-	
ELW-VA 12.5	12.5	623	232121	371	232122	192	232123
ELW-VA 15.0	15.0	705	232151	441	232152	220	232153
ELW-VA 17.5	17.5	864	232171	521	232172	-	
ELW-VA 21.0	21.0	1008	232211	611	232212	315	232213
ELW-VA 28.0	28.0	1390	232281	756	232282	378	232283

Further resistances available upon request; all output information are nominal outputs at +20°C