


# Selfregulating heating tape Type ELSR-H up to 210°C



### High Temperature

The versatile self-regulating heating cable ELSR-H is for high temperatures up to 210 °C in a large number of industrial applications. It also suited and approved for use in hazardous areas. The BOT version of this heating cable even withstands aggressive chemicals, oil and fuel and, thanks to this high chemical resistance, stands out for a long life span.

- Up to 120 °C/210 °C
- Self-regulating
- Seven nominal outputs
- Can be cut to length off the roll
- Moisture proof
- Resistant to chemicals
- Approved for use in hazardous areas

### Applications:

- Chemical & petrochemical industries
- Oil & gas industry
- Power plants
- Ex-areas
- Frost protection
- Water & sanitation utilities
- Temperature maintenance on vessels, pipes & valves

### Technical Data

Outer jacket.....Fluoropolymer  
 Bus wire..... nickel-plated copper  
 Maximum exposure temperature (deenergized) ..... 210°C  
 Maximum operating temperature (energized) ..... 120°C  
 Nominal voltage ..... 230V/120V\*  
 (\*upon request)  
 Minimum installationtemp. .... -45°C  
 Minimum bending radius..... 25mm  
 Classification ..... II 2G Ex e IIC Gb II 2D Ex tb IIIC Db  
 Certificate ..... IECEx EPS 12.0004

### IMPORTANT!

**This cable can be produced and delivered for hazardous areas (Ex-area, with ATEX certificate) - please state when ordering.**

Type	Nom. loading at 10°C (W/m)	Dimensions (mm)	Weight approx. (g/m)	Part no.
ELSR-H-10-2-BOT	10	12,4x5,0	120	3663010
ELSR-H-15-2-BOT	15	12,4x5,0	120	3663015
ELSR-H 20-2-BOT	20	12.4x5.0	120	3663020
ELSR-H 30-2-BOT	30	12.4x5.0	120	3663030
ELSR-H 45-2-BOT	45	12.4x5.0	120	3663045
ELSR-H 60-2-BOT	60	12.4x5.0	120	3663060
ELSR-H 75-2-BOT	75	17,4x5,0	120	3663075


BOT: Protective braiding and a fluoropolymer outer jacket.

Termination Kit	Description	Part no.
ELSR-H-10/20/30/45/60/75-2-BOT	w/plastic gland M25	7399021
ELSR-H-10/20/30/45/60/75-2-BOT	For cold cable	7399108

EX-termination Kit	Description	Part no.
ELSR-H-10/20/30/45/60/75-2-BOT	w/2 brass gland M20 for 2 boxes with earth	7399020

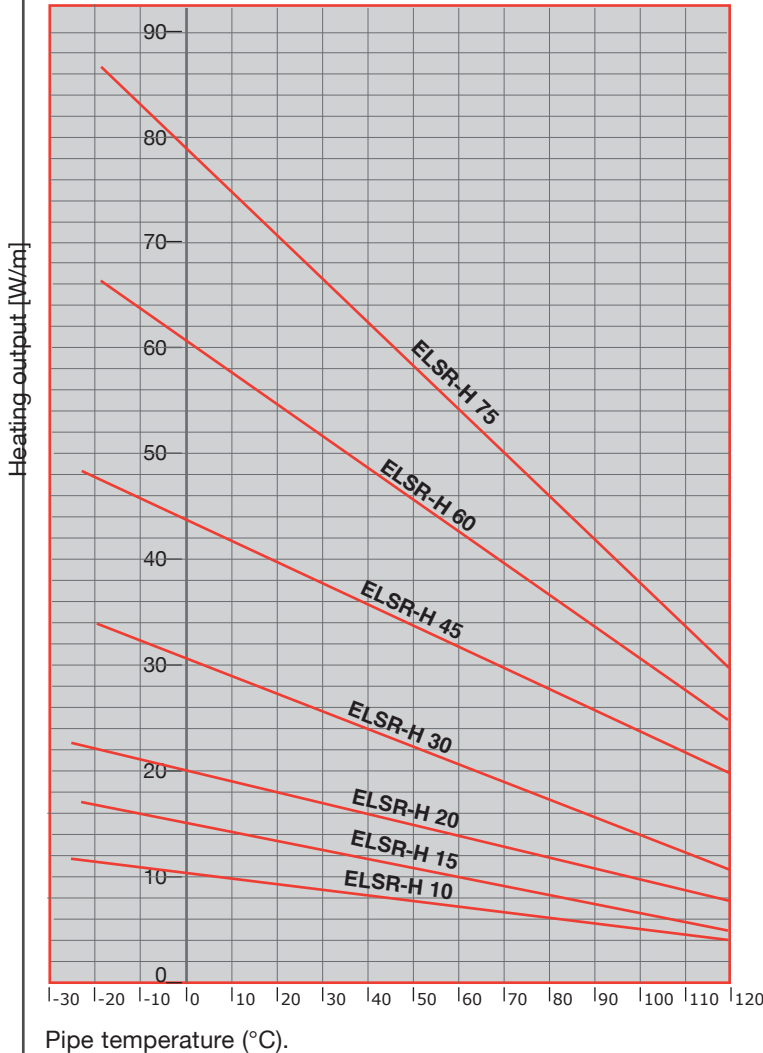
February 2016  
01061 ENG

## Selfregulating heating tape Type ELSR-H up to 210°C



### ELSR-H output

(on insulated metallic pipes in accordance with EN 62395-1)



### Heating circuit lengths ELSR-H...-2-BOT on the following conditions:

- 230V nominal voltage
- Delayed action circuit breakers (C-characteristic) with 80 per cent maximum load
- Maximum 10 per cent line voltage drop on the heating cable bus wire
- A (1) single end power input heating cable into consideration

Switch-on temp. (°C)	Nominal cutout value (A)	Heating circuit length (m) for at 230V						
		ELSR-H-10	ELSR-H-15	ELSR-H-20	ELSR-H-30	ELSR-H-45	ELSR-H-60	ELSR-H-75
10	16	193.0	158.0	122.0	82.0	55.0	41.0	33.0
	20	193.0	158.0	136.0	102.0	68.0	51.0	41.5
	25	193.0	158.0	136.0	111.0	85.0	64.0	51.5
	32	193.0	158.0	136.0	111.0	91.0	79.0	66.0
0	16	189.0	153.0	116.0	77.0	52.0	39.0	30.0
	20	189.0	153.0	132.0	97.0	65.0	49.0	37.5
	25	189.0	153.0	132.0	108.0	81.0	61.0	47.0
	32	189.0	153.0	132.0	108.0	88.5	77.0	60.0
-10	16	184.0	146.0	110.0	73.0	50.0	37.0	28.5
	20	184.0	148.5	129.0	92.0	62.0	46.0	35.5
	25	184.0	148.5	129.0	105.5	77.0	58.0	44.5
	32	184.0	148.5	129.0	105.5	86.5	70.0	57.0
-20	16	180.0	139.0	104.0	70.0	47.0	36.0	26.5
	20	180.0	145.0	125.5	87.0	59.0	44.0	33.5
	25	180.0	145.0	125.5	103.0	74.0	56.0	41.5
	32	180.0	145.0	125.5	103.0	84.5	67.0	53.5
-40	16	173.0	126.0	95.0	64.0	43.0	33.0	23.5
	20	173.0	138.0	119.0	80.0	54.0	41.0	29.0
	25	173.0	138.0	120.0	98.0	68.0	51.0	36.5
	32	173.0	138.0	120.0	98.0	81.0	61.0	46.5